


Fitting Summary



See reverse side for fitting tips.

For more detailed fitting instructions, please refer to the Fitting Your Mask section of the *F&P Evora™ Use and Care Guide*.

This product may not be right for you
Read the warnings and instructions for use before purchase.

Fitting Tips

HEADGEAR


- The Headgear should sit above your ears without touching them. The Top Strap can be adjusted to achieve this.
- The Top Strap should sit just forward of the middle of your head.



IF YOU ARE EXPERIENCING LEAKS FROM:


The sides of your nose

You may fit a Seal size with a narrower nose width.



The tip of your nose

You may fit a Seal size which is designed for a shorter nose.



Please contact your healthcare equipment provider if you do not have another Seal size available.

Fine-Tuning Adjustments

Evora should be worn as loose as possible while still maintaining a seal.

To help you achieve this:

- Connect the mask to your CPAP device and lie down in bed, then turn your device on.
- Check that the Seal is sitting gently underneath your nose – your nose should not be inside the Seal opening.
- If you are experiencing any leaks from the Seal, try repositioning the Seal under your nose.

Prescription only. Use device as directed. Always follow the instructions for use. Your healthcare professional will advise you whether this product is suitable for you/your condition.