

Fitting Guide for AirFit P10



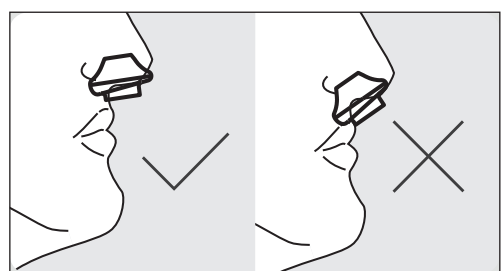
- Hold the pillows at your nose, ensuring that the pillow size indicator is on the bottom and you can see the left (L) and right (R) orientation indicators.



- Stretch the lower strap around the back of your head.
- The top strap should sit comfortably on top of your head.



- Pull the headgear over your head by holding the lower strap.



- Move the mask away from your face, and then place it back again.
- Ensure the nasal pillows fit securely into your nostrils with both pillows positioned upright.



- Finally, connect the end of the mask's tube into your device's air tubing.
- Turn on your device — your mask is now ready to use.



- If adjustment is needed, spread the upper and lower straps apart to loosen, or draw them closer together to tighten.

Note: For complete user instructions, refer to the AirFit P10 User Guide.



A quieter mask to fit your sleep.

ResMed's AirFit™ P10 nasal pillows mask is part of ResMed's AirFit series—the right fit for you. This is our quietest mask yet, offering the reliability and performance of the Swift™ FX in a design that's 50% quieter and around 50% lighter. A ResMed clinical study with 21 Australian participants found that on average, using the AirFit P10, each patient slept more than 40 minutes longer per night¹ compared to the Swift FX mask.

Quieter

QuietAir™ woven-mesh vent is whisper quiet at just 21.4 dBA³, for minimal patient and partner disturbance.

Lighter

It's almost 50% lighter than our most popular pillows mask and designed to provide a comfortable night's sleep.

Easy to Fit

QuickFit™ elastic headgear automatically adjusts to each patient's head. It can be fitted in under 30 seconds.²

More than 40 minutes of extra sleep...

In a recent ResMed clinical study¹ with 21 current CPAP users from Australia, we found that on average, patients slept more than 40 minutes longer per night using the ResMed AirFit P10 compared to the Swift FX mask.

For more information on the study see: [ResMed.com/AirFitP10](https://www.resmed.com/airfitp10)
Whitepaper 'Assessment of a new nasal pillows mask in patients receiving CPAP'.



AirFit P10 Features and Benefits

Dual-wall technology
with trampoline action seals on contact, dispersing air gently to the nose.

Key-clip nasal pillows
offer effortless assembly, with colour coding for easy sizing and left/right orientation to ensure patients fit the mask properly.


Innovative flexi-tube
is ultra-light and flexible yet highly durable, offering patients freedom of movement without compromising seal.

QuietAir™ woven-mesh venting
quietly diffuses exhaled air and is barely noticeable to patients and their bed partners. It's ResMed's quietest mask at just 21.4 dBA.³

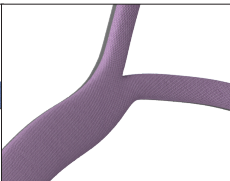
QuickFit™ elastic headgear
with unique split-strap design provides stability and adjustability with minimal facial contact.

The AirFit P10 for Her
is designed especially for women, offering a smaller size for female facial contours, finished in stylish tones and highlights.


AirFit P10 Components



QuickFit Elastic Headgear
62935



QuickFit for Her Elastic Headgear
62936



Frame
62938



3-part simplicity
makes the AirFit P10 mask around 50% lighter than the leading nasal pillows mask.



XS Extra Small
S Small
M Medium
L Large

Pillows

Product Codes

	ANZ
AirFit P10 - complete system*	62904
AirFit P10 for Her - complete system**	62914

¹ ResMed Clinical Study FECS3. ResMed data (pressure, leak, average daily usage, AHI) collected from a sample size of 21 participants.
² ResMed Clinical Study FECS3. 90% of participants fitted the mask comfortably in less than 30 seconds.
³ Declared dual numbered noise emission values (with uncertainty 3dBA) in accordance with ISO 4871.

Note: For more details, refer to the AirFit P10 User Guide.

AirFit™ **P10**
Nasal Pillows System